

## Sparinvest SICAV - Global Stable Focus Equities DKK R

2025-06-30

## Description

The Fund is actively managed and references a benchmark for asset allocation, risk measurement and comparative purposes. The Investment Manager has full discretion over the composition of the portfolio of the Fund even though the benchmark constituents are generally representative of the Fund's portfolio. The Fund does however not track the benchmark and can invest in instruments that are not constituents of the benchmark. The degree to which the composition of the Fund's portfolio may deviate from the benchmark will vary over time and the Fund's performance may be meaningfully different from that of the benchmark.

The share class can be terminated if the net asset value is below EUR 5 million or if a change in the economic or political situation would justify such liquidation of if necessary in the interests of the shareholders.

## Basic information

Strategy	Equity / Global Focus
ISIN	LU2881762640
Base currency	EUR
Share class currency	DKK
NAV (As of 30-06-2025)	729,76
Morningstar category (MS)	Global Large-Cap Blend Equity
AuM share class (DKK mln.)	466
AuM subfund (DKK mln.)	472
AuM strategy (DKK mln.)	37.168
Benchmark (BM)	MSCI ACWI
Fund manager	Sparinvest S.A.
Fund umbrella	Sparinvest SICAV
Launch share class	05-09-2024
Launch date	03-09-2024
Risk profile	1 2 3 4 5 6 7
Positions	20
Management fee	0,87 %
SFDR article	Article 8

Additional documents in English relating to this Fund such as KID, Prospectus, Annual and Semi-Annual Reports, Articles of Association and Dealing Guide can be downloaded free of charge from the Sparinvest website: [www.sparinvest.lu](http://www.sparinvest.lu) under the Library section heading. The daily NAV price of the share class is published on the website [www.sparinvest.lu](http://www.sparinvest.lu).

The summary of investor rights is to be found in the Prospectus (in English). The information related to complaints procedures (in English) is to be found [here](#). The Management Company may decide at any time to terminate its marketing arrangements.

\*The TER is calculated annually. The list of costs presented in this document is not exhaustive. The fund may incur other expenses and further information in this respect, including the maximum fees rates, is available in the Prospectus and/or the KID.

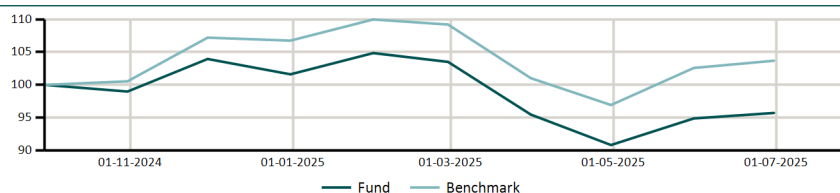
## Returns

	Fund	BM
YTD	-5,80%	-2,88%
1 month	0,88%	1,07%
3 months	0,26%	2,63%
Since launch p.a.	-2,27%	7,92%

## Risk figures - 3 years

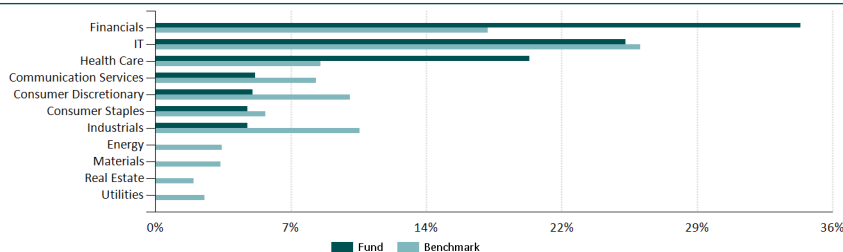
	Fund	BM
Volatility	-	-
Sharpe ratio	-	-

## Accumulating returns

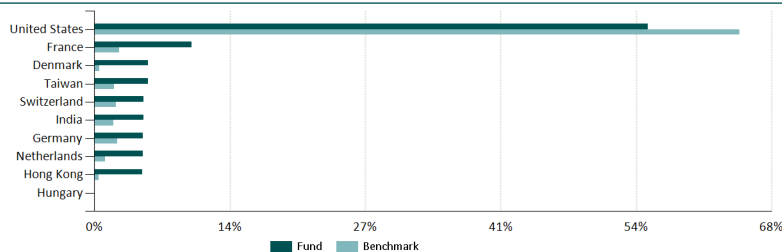


	2016	2017	2018	2019	2020	2021	2022	2023	2024	2025
Fund									3,75%	-5,80%
Benchmark									11,11%	-2,88%

## Sector exposure



## Country exposure



## Top 10 holdings

Company/Issuer	Sector	Country	Weight
Novo Nordisk A/S	Health Care	Denmark	5,30%
Taiwan Semiconductor Manufacturing Co Ltd	IT	Taiwan	5,28%
Alphabet Inc	Communication Services	United States	5,27%
Amazon.Com Inc	Consumer Discretionary	United States	5,12%
S&P Global Inc	Financials	United States	4,97%
Nvidia Corp	IT	United States	4,96%
Accenture Plc	IT	United States	4,94%
Nasdaq Inc	Financials	United States	4,94%
Visa Inc	Financials	United States	4,92%
Unitedhealth Group Inc	Health Care	United States	4,91%