

## Sparinvest SICAV - Ethical Global Value NOK I H

2026-03-31

## Description

The Fund, by using the value approach for stock selection, aims at providing a positive return over the long term. The Fund invests at least 2/3 of its total net assets in developed markets equity securities and/or equity-equivalent securities (such as ADR/GDR) and up to 1/3 of its total net assets in developed markets convertible securities and/or warrants on transferable securities. Environmental and social characteristics as well as good governance of the companies invested into are taken into consideration when making investment decisions. The Fund applies ethical screening of potential companies for investment, which may exclude certain companies or securities from investment. The ethical screening criteria takes into consideration involvement in the production and/or distribution of certain goods or services such as, for example, alcohol, gambling, tobacco, pornography, military equipment, oil, sands and thermal coal, and also to compliance with international norms for human rights, the environment, labour standards and anti-corruption. The Fund promotes environmental and social characteristics, but does not have sustainable investment as an objective. Therefore, the Fund falls under the category of Article 8 SFDR. More information is available in the prospectus.

The Fund is actively managed and references a benchmark for asset allocation, risk measurement and comparative purposes. The Investment Manager has full discretion over the composition of the portfolio of the Fund even though the benchmark constituents are generally representative of the Fund's portfolio. The Fund does however not track the benchmark and can invest in instruments that are not constituents of the benchmark. The degree to which the composition of the Fund's portfolio may deviate from the benchmark will vary over time and the Fund's performance may be meaningfully different from that of the benchmark.

The share class can be terminated if the net asset value is below EUR 5 million or if a change in the economic or political situation would justify such liquidation of if necessary in the interests of the shareholders.

## Basic information

Strategy	Equity / Value
ISIN	LU2498042311
Base currency	EUR
Share class currency	NOK
NAV (As of 31-03-2026)	4607,50
Morningstar category (MS)	Other Equity
AuM share class (EUR mln.)	12
AuM subfund (NOK mln.)	1.221
AuM strategy (EUR mln.)	7.831
Benchmark (BM)	MSCI World (NOK Hedged)
Fund manager	Mark Feasey, David Orr, Per Kronborg Jensen
Fund umbrella	Sparinvest SICAV
Launch share class	04-10-2023
Launch date	30-05-2008
Risk profile	1 2 3 4 5 6 7
Positions	67
Management fee	0,80 %
SFDR article	Article 8

Additional documents in English relating to this Fund such as KID, Prospectus, Annual and Semi-Annual Reports, Articles of Association and Dealing Guide can be downloaded free of charge from the Sparinvest website: [www.sparinvest.lu](http://www.sparinvest.lu) under the Library section heading. The daily NAV price of the share class is published on the website [www.sparinvest.lu](http://www.sparinvest.lu).

The summary of investor rights is to be found in the Prospectus (in English). The information related to complaints procedures (in English) is to be found [here](#). The Management Company may decide at any time to terminate its marketing arrangements.

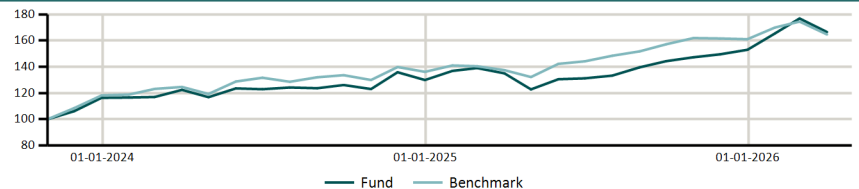
## Returns

	Fund	BM
YTD	8,86%	2,25%
1 month	-5,84%	-5,62%
3 months	8,86%	2,25%
1 year	23,38%	19,82%
Since launch p.a.	19,74%	20,46%

## Risk figures - 3 years

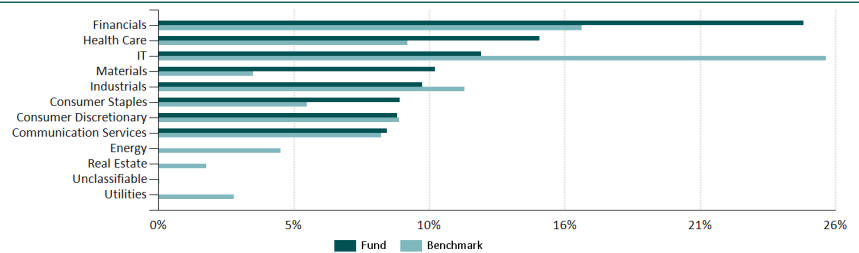
	Fund	BM
Volatility	-	-
Sharpe ratio	-	-

## Accumulating returns

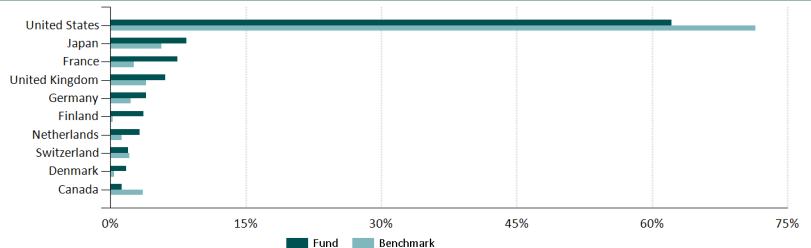


	2017	2018	2019	2020	2021	2022	2023	2024	2025	2026
Fund							9,39%	11,67%	17,77%	8,86%
Benchmark							14,10%	15,20%	18,29%	2,25%

## Sector exposure



## Country exposure



## Top 10 holdings

Company/Issuer	Sector	Country	Weight
Citigroup Inc	Financials	United States	3,31%
At&T Inc	Communication Services	United States	3,00%
Travelers Cos Inc/The	Financials	United States	2,79%
Hewlett Packard Enterprise Co	IT	United States	2,51%
Pfizer Inc	Health Care	United States	2,41%
Comcast Corp	Communication Services	United States	2,31%
Ebay Inc	Consumer Discretionary	United States	2,30%
Kroger Co/The	Consumer Staples	United States	2,24%
International Flavors & Fragrances Inc	Materials	United States	2,23%
Regions Financial Corp	Financials	United States	2,22%