

## Sparinvest SICAV - Global Ethical High Yield EUR R

2026-04-30

## Description

The Fund aims at providing a positive return over the long term by investing at least 2/3 of its total net assets in High Yield Corporate Bonds. The Fund may, to a limited extent, invest in non-rated corporate bonds, contingent convertibles (less than 10% of the total net assets) and/or other fixed income transferable securities and/or liquid assets and/or regularly traded money market instruments with a residual term of a maximum of 12 months. The Fund may hold equities and equity-like securities acquired in the context of the restructuring of an issuing company or another corporate event. There is no limitation in terms of currency of investments. The Fund may invest in all regions, including emerging markets. The Fund uses derivatives to protect the portfolio against currency fluctuations. Environmental and social characteristics as well as good governance of the companies invested into are taken into consideration when making investment decisions. The Fund applies ethical screening of potential companies for investment, which may exclude certain companies or securities from investment. The ethical screening criteria takes into consideration involvement in the production and/or distribution of certain goods or services such as, for example, alcohol, gambling, tobacco, pornography, military equipment, oil, sands and thermal coal, and also to compliance with international norms for human rights, the environment, labour standards and anti-corruption. The Fund promotes environmental and social characteristics, but does not have sustainable investment as an objective. Therefore, the Fund falls under the category of Article 8 SFDR.

The Fund may be appropriate for investors with a medium or high-risk profile who seek an appropriate level of income primarily through exposure to bonds regardless of their rating. Investors must be aware that they might not recover the initial investments. Investors should consider their long-term investment goals and financial needs when making an investment decision. The Fund may not be appropriate for investors who plan to withdraw their money within 3 years.

The Fund is actively managed and references a benchmark for asset allocation, risk measurement and comparative purposes. The Investment Manager has full discretion over the composition of the portfolio of the Fund even though the benchmark constituents are generally representative of the Fund's portfolio. The Fund does however not track the benchmark and can invest in instruments that are not constituents of the benchmark. The degree to which the composition of the Fund's portfolio may deviate from the benchmark will vary over time and the Fund's performance may be meaningfully different from that of the benchmark.

The share class can be terminated if the net asset value is below EUR 5 million or if a change in the economic or political situation would justify such liquidation of if necessary in the interests of the shareholders.

## Basic information

Strategy	Bonds / Value
ISIN	LU1735613934
Base currency	EUR
Share class currency	EUR
NAV (As of 30-04-2026)	125,03
Morningstar rating(30-04-2026)	★★★★
Morningstar category (MS)	Global High Yield Bond - EUR Hedged
AuM share class (EUR mio.)	12
AuM subfund (EUR mio.)	121
AuM strategy (EUR mio.)	1.961
Benchmark (BM)**	ICE BofAML Global High Yield - EUR Hedged
Fund manager	Caroline Goth, Nicklas Andie Nielsen, Anders Arendal
Fund umbrella	Sparinvest SICAV
Launch share class	15-12-2017
Launch date	15-12-2017
Risk profile	1 2 3 4 5 6 7
Positions	295
Ongoing charge (OGC)*	1,35 %
SFDR article	Article 8

Additional documents in English relating to this Fund such as KID, Prospectus, Annual and Semi-Annual Reports, Articles of Association and Dealing Guide can be downloaded free of charge from the Sparinvest website: [www.sparinvest.lu](http://www.sparinvest.lu) under the Library section heading. The daily NAV price of the share class is published on the website [www.sparinvest.lu](http://www.sparinvest.lu).

The summary of investor rights is to be found in the Prospectus (in English). The information related to complaints procedures (in English) is to be found [here](#). The Management Company may decide at any time to terminate its marketing arrangements.

\*The OGC is calculated annually. The list of costs presented in this document is not exhaustive. The fund may incur other expenses and further information in this respect, including the maximum fees rates, is available in the Prospectus and/or the KID

\*\*The Fund is actively managed and references a benchmark for asset allocation, risk measurement and comparative purposes.

## UK Investor

Prospective investors should consult their financial adviser before making an investment decision. Sparinvest SICAV is authorised and regulated in Luxembourg by the Commission de Surveillance du Secteur Financier (CSSF). It is a recognised collective investment scheme under section 264 of the Financial Services and Markets Act 2000 but is not authorised or otherwise regulated by the Financial Conduct Authority. Sparinvest SICAV, its operator and depositary are authorised and regulated in Luxembourg. As such, it is unlikely that the Financial Ombudsman Service will be able to consider complaints about them. Additionally, investors may not be able to claim under the Financial Services Compensation Scheme in the event of their default. This financial promotion has been approved by Zeyro Ltd (FRN 1001386) on Apr 16, 2026, 2:59:41 PM 30-04-2026

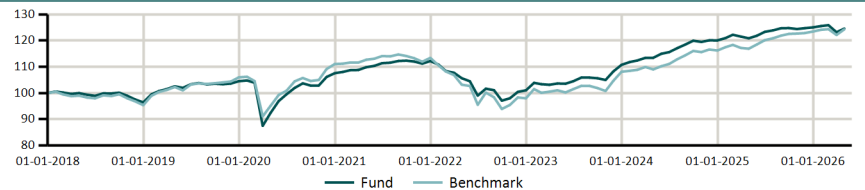
## Returns

	Fund	BM
YTD	-0,36%	0,69%
1 month	1,14%	1,77%
3 months	-0,76%	0,14%
1 year	3,08%	6,33%
3 years p.a.	6,33%	7,15%
5 years p.a.	2,55%	1,98%
Since launch p.a.	2,65%	2,63%

## Risk figures - 3 years

	Fund	BM
Volatility	3,10%	3,83%
Sharpe ratio	1,05	1,05
Tracking error		1,41%
MktUp ratio		82,31
MktDwn ratio		64,72
Duration	3,30	
YTM	6,85%	6,57%
OAS	321	305

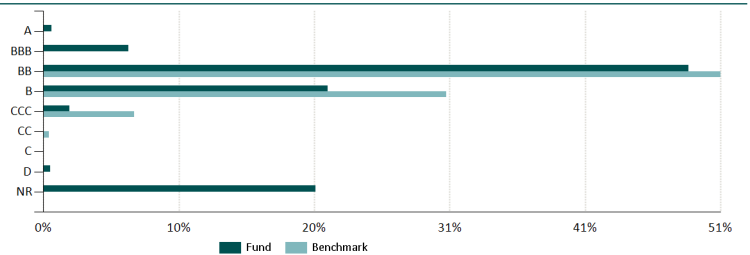
## Accumulating returns



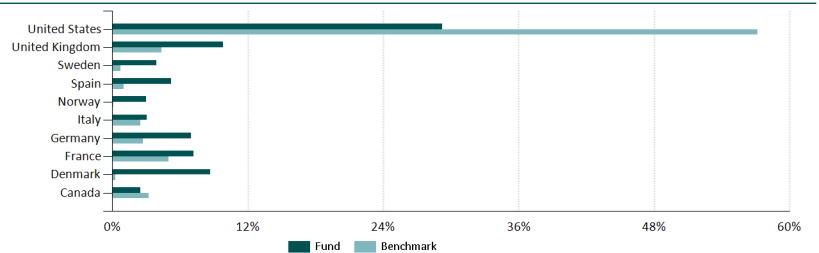
	2017	2018	2019	2020	2021	2022	2023	2024	2025	2026
Fund	-0,03%	-3,58%	8,37%	2,92%	4,31%	-9,97%	9,64%	8,42%	4,14%	-0,36%
Benchmark	0,02%	-4,65%	11,14%	4,78%	2,12%	-13,60%	10,34%	7,49%	6,22%	0,69%

Past performance does not predict future returns. The performance is shown net of ongoing charges but does not include subscription/redemption fees. No investor compensation or guarantee scheme applies to an investment in the Fund. Any investment into the Fund could entail the loss of the entire investment.

## Rating exposure



## Country exposure



## Top 10 Issuers

Company/Issuer	Issuer	Country	Weight
9.75% Canada Cartage Corp 2031	Canada Cartage Corp	Canada	1,54%
5.80% Unicredit Spa	UniCredit SpA	Italy	1,38%
4.25% Finnair Oyj 2030	Finnair Oyj	Finland	1,27%
5.75% Eroski S Coop 2031	Eroski S Coop	Spain	1,19%
6.00% Fair Isaac Corp 2033	Fair Isaac Corp	United States	1,17%
7.00% Endeavour Mining Plc 2030	Endeavour Mining PLC	United Kingdom	1,16%
8.50% Kruk Sa 2028	KRUK SA	Poland	1,16%
6.75% Topsoe A/S 3024	Topsoe A/S	Denmark	1,13%
7.00% Deuce Finco Plc 2031	Deuce Finco PLC	United Kingdom	1,12%
8.51% Duran Life Science Holding GmbH 2030	Duran Life Science Holding GmbH	Germany	1,04%