

Sparinvest SICAV - European Value EUR W R

2025-09-30

Description

The Fund, by using the value approach for the stock selection, aims at providing a positive return over the long term. The Fund invests at least 2/3 of its total net assets in developed European markets equity securities and/or equity-equivalent securities (such as ADR/ GDR) and up to 1/3 of its total net assets in developed European markets convertible securities and/or warrants on transferable securities. Environmental and social characteristics as well as good governance of the companies invested into are taken into consideration when making investment decisions. The Fund promotes environmental and social characteristics, but does not have sustainable investment as an objective.

The Fund is actively managed and references a benchmark for asset allocation, risk measurement and comparative purposes. The Investment Manager has full discretion over the composition of the portfolio of the Fund even though the benchmark constituents are generally representative of the Fund's portfolio. The Fund does however not track the benchmark and can invest in instruments that are not constituents of the benchmark. The degree to which the composition of the Fund's portfolio may deviate from the benchmark will vary over time and the Fund's performance may be meaningfully different from that of the benchmark.

The share class can be terminated if the net asset value is below EUR 5 million or if a change in the economic or political situation would justify such liquidation of if necessary in the interests of the shareholders.

Basic information

Strategy	Equity / Value
ISIN	LU1616402803
Base currency	EUR
Share class currency	EUR
NAV (As of 30-09-2025)	217,69
Morningstar rating(30-09-2025)	★ ★ ★ ★
AuM share class (EUR mln.)	1
AuM subfund (EUR mln.)	251
AuM strategy (EUR mln.)	7.432
Benchmark (BM)	MSCI Europe
Alt. reference benchmark (BM2)**	MSCI Europe Value
Fund manager	Per Kronborg Jensen
Fund umbrella	Sparinvest SICAV
Launch share class	30-06-2017
Launch date	02-11-2006
Risk profile	1 2 3 4 5 6 7
Positions	51
Management fee	0,91 %
SFDR article	Article 8

Additional documents in English relating to this Fund such as KID, Prospectus, Annual and Semi-Annual Reports, Articles of Association and Dealing Guide can be downloaded free of charge from the Sparinvest website: www.sparinvest.lu under the Library section heading. The daily NAV price of the share class is published on the website www.sparinvest.lu.

The summary of investor rights is to be found in the Prospectus (in English). The information related to complaints procedures (in English) is to be found [here](#). The Management Company may decide at any time to terminate its marketing arrangements.

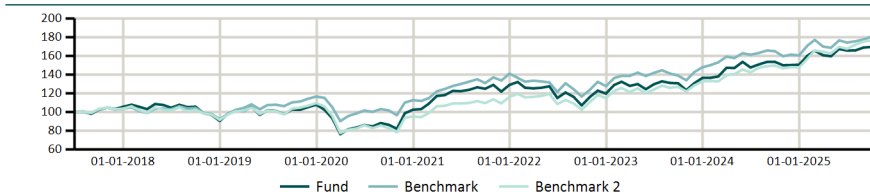
*The TER is calculated annually. The list of costs presented in this document is not exhaustive. The fund may incur other expenses and further information in this respect, including the maximum fees rates, is available in the Prospectus and/or the KID.

**This factsheet references an alternative benchmark in addition to the primary Fund's benchmark, as Sparinvest believes that it is a suitable comparison for performance purposes due to the Fund's investment strategy.

Returns

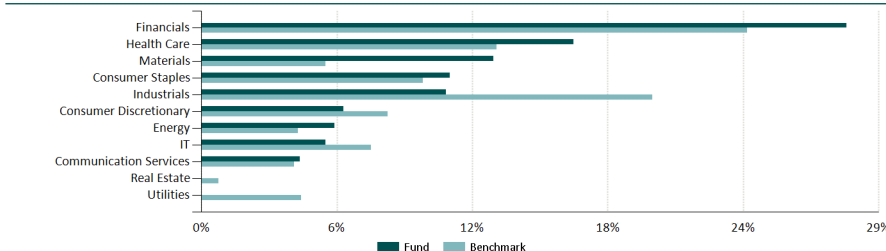
	Fund	BM	BM2		Fund	BM	BM2
YTD	12,59%	12,36%	19,40%	Volatility	11,92%	10,47%	10,73%
1 month	0,41%	1,59%	0,60%	Sharpe ratio	1,03	1,10	1,40
3 months	2,34%	3,51%	5,24%	Tracking error		4,58%	3,56%
1 year	10,39%	9,31%	17,84%	Beta		1,05	1,06
3 years p.a.	16,57%	15,68%	19,83%	Inf. ratio		0,17	-0,78
5 years p.a.	14,45%	12,14%	16,36%	MktUp ratio		106,44	93,77
Since launch p.a.	6,59%	7,40%	7,10%	MktDwn ratio		108,48	114,54

Accumulating returns

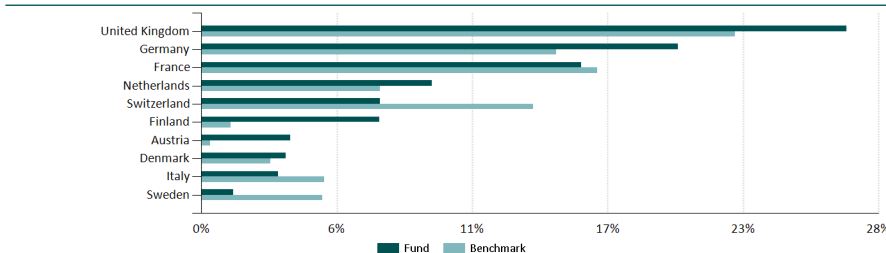


	2016	2017	2018	2019	2020	2021	2022	2023	2024	2025
Fund		5,59%	-14,41%	19,22%	-4,95%	25,87%	-7,20%	13,98%	10,37%	12,59%
Benchmark		3,34%	-10,57%	26,05%	-3,32%	25,13%	-9,49%	15,83%	8,59%	12,36%
Benchmark 2		3,59%	-11,64%	19,56%	-12,91%	21,82%	-1,08%	15,60%	11,18%	19,40%

Sector exposure



Country exposure



Top 10 holdings

Company/Issuer	Sector	Country	Weight
Hsbc Holdings Plc	Financials	United Kingdom	3,72%
Barclays Plc	Financials	United Kingdom	3,66%
Ing Groep Nv	Financials	Netherlands	3,58%
Fresenius Se & Co Kgaa	Health Care	Germany	3,50%
Axa Sa	Financials	France	3,40%
Danske Bank A/S	Financials	Denmark	3,39%
Allianz Se	Financials	Germany	3,20%
Ubs Group Ag	Financials	Switzerland	3,15%
Arcelormittal Sa	Materials	France	2,84%
Nokia Oyj	IT	Finland	2,84%