

Sparinvest SICAV - Global Short Dated High Yield EUR I

2026-03-31

Description

The Fund, by using fundamental analysis for bond selection, aims at providing a positive return over the medium term. The Fund invests at least 2/3 of its total net assets in High Yield Corporate Bonds (including non-rated corporate bonds up to 30% of the Fund's total net assets). The Fund may invest in bonds of any maturity, though the targeted bonds will generally have a maturity of 3 to 5 years. The Fund may, to a limited extent, invest in contingent convertibles (less than 10% of the total net assets), other fixed income transferable securities, liquid assets and/or in regularly traded money market instruments with a residual term of a maximum of 12 months. The Fund may invest in equities and equity-like securities acquired in the context of the restructuring of an issuing company or another corporate event. The Fund may invest in all regions, including emerging markets. Environmental and social characteristics as well as good governance of the companies invested into are taken into consideration when making investment decisions. The Fund promotes environmental and social characteristics, but does not have sustainable investment as an objective.

The Fund is actively managed and references a benchmark for asset allocation, risk measurement and comparative purposes. The Investment Manager has full discretion over the composition of the portfolio of the Fund even though the benchmark constituents are generally representative of the Fund's portfolio. The Fund does however not track the benchmark and can invest in instruments that are not constituents of the benchmark. The degree to which the composition of the Fund's portfolio may deviate from the benchmark will vary over time and the Fund's performance may be meaningfully different from that of the benchmark.

The share class can be terminated if the net asset value is below EUR 5 million or if a change in the economic or political situation would justify such liquidation of if necessary in the interests of the shareholders.

Basic information

Strategy	Bonds / Value
ISIN	LU1599094098
Base currency	EUR
Share class currency	EUR
NAV (As of 31-03-2026)	126,93
Morningstar rating(31-03-2026)	★★★★
Morningstar category (MS)	Global High Yield Bond - EUR Hedged
AuM share class (EUR mln.)	19
AuM subfund (EUR mln.)	102
AuM strategy (EUR mln.)	1.939
Benchmark (BM)	ICE BofAML 1-5 Yr BB-B Global High Yield Ex Perp Custom
Fund manager	Caroline Goth, Nicklas Andie Nielsen, Anders Arendal
Fund umbrella	Sparinvest SICAV
Launch share class	16-06-2017
Launch date	16-06-2017
Risk profile	1 2 3 4 5 6 7
Positions	252
Management fee	0,42 %
SFDR article	Article 8

Additional documents in English relating to this Fund such as KID, Prospectus, Annual and Semi-Annual Reports, Articles of Association and Dealing Guide can be downloaded free of charge from the Sparinvest website: www.sparinvest.lu under the Library section heading. The daily NAV price of the share class is published on the website www.sparinvest.lu.

The summary of investor rights is to be found in the Prospectus (in English). The information related to complaints procedures (in English) is to be found [here](#). The Management Company may decide at any time to terminate its marketing arrangements.

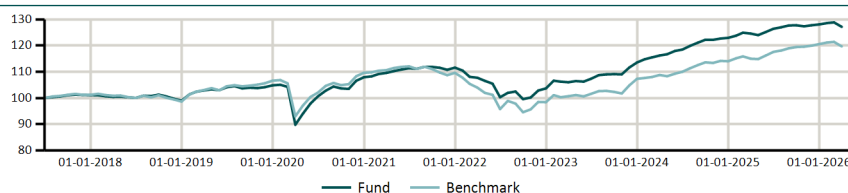
Returns

	Fund	BM
YTD	-0,71%	-0,73%
1 month	-1,31%	-1,41%
3 months	-0,71%	-0,73%
1 year	2,07%	4,09%
3 years p.a.	6,25%	5,93%
5 years p.a.	3,02%	1,59%
Since launch p.a.	2,75%	2,04%

Risk figures - 3 years

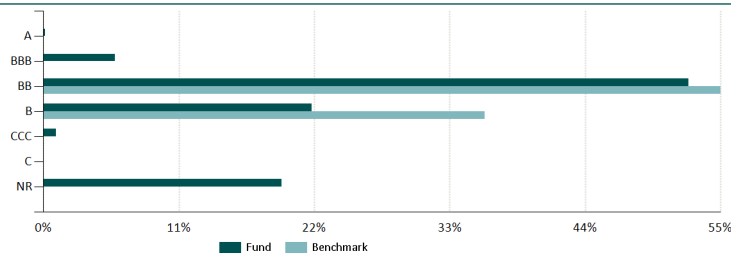
	Fund	BM
Volatility	2,26%	2,78%
Sharpe ratio	1,43	1,02
Tracking error		1,18%
MktUp ratio		91,10
MktDwn ratio		37,05
Duration	2,18	
YTM	6,79%	6,43%
OAS	296	302

Accumulating returns

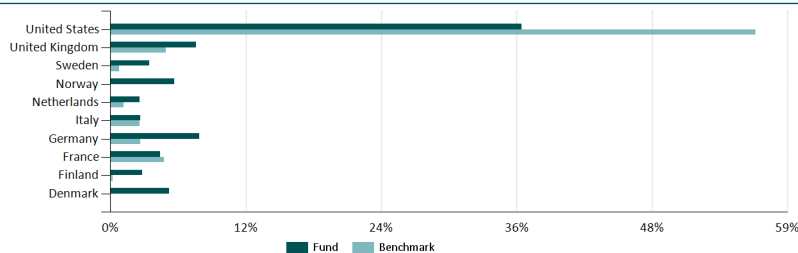


	2017	2018	2019	2020	2021	2022	2023	2024	2025	2026
Fund	0,93%	-2,09%	5,91%	2,94%	3,40%	-7,11%	9,54%	8,28%	4,16%	-0,71%
Benchmark	1,04%	-2,55%	8,08%	2,81%	-0,02%	-10,19%	9,04%	6,25%	5,74%	-0,73%

Rating exposure



Country exposure



Top 10 Issuers

Company/Issuer	Issuer	Country	Weight
5.75% Carnival Corp 2030	Carnival Corp	Panama	1,58%
7.00% Endeavour Mining Plc 2030	Endeavour Mining PLC	United Kingdom	1,30%
4.25% Finnair Oyj 2030	Finnair Oyj	Finland	1,29%
8.51% Duran Life Science Holding GmbH 2030	Duran Life Science Holding GmbH	Germany	1,27%
4.63% Firstcash Inc 2028	FirstCash Inc	United States	1,23%
7.92% Muehlan Holding GmbH 2030	Muehlan Holding GmbH	Germany	1,22%
8.50% Kruk Sa 2028	KRUK SA	Poland	1,21%
4.00% Fair Isaac Corp 2028	Fair Isaac Corp	United States	1,06%
5.88% Hilton Domestic Operating Co Inc 2029	Hilton Domestic Operating Co Inc	United States	1,06%
3.88% Avantor Funding Inc 2028	Avantor Funding Inc	United States	1,03%