

Sparinvest SICAV - Balance DKK LPI

2026-03-31

Description

The Fund aims at providing a positive return over the medium to long term. The Fund invests 25-60% of its total net assets in equities and/or equity-equivalent securities (such as ADR/GDR) and 35-70% of its total net assets in fixed income transferable securities. Of the fixed income part, the Fund invests about 2/3 in developed markets investment grade government and Danish covered bonds and about 1/3 in rated corporate bonds (investment grade corporate bonds or high yield corporate bonds), emerging markets sovereign bonds (investment grade or high yield) and/or non-rated bonds. The Fund may invest up to 10% of its total net assets in China A-Shares via the China-Hong Kong Stock Connect and China B-Shares. The Fund may, to a limited extent, invest in convertible securities, contingent convertibles (less than 5% of the total net assets) and warrants on transferable securities. The Fund may invest in liquid assets and/or in regularly traded money market instruments with a residual term of a maximum of 12 months. The Fund may, to a limited extent, invest in other funds, including closed-end funds with alternative strategies. The Fund can hold up to 15% in cash. There is no limitation in terms of currency of investments. The Fund may invest in all regions, including up to 30% of its total net assets in emerging markets. The Fund may use derivatives to protect the portfolio against currency fluctuations. Environmental and social characteristics as well as good governance of the companies invested into are taken into consideration when making investment decisions. The Fund promotes environmental and social characteristics, but does not have sustainable investment as an objective.

The Fund is actively managed and references a benchmark for asset allocation, risk measurement and comparative purposes. The Investment Manager has full discretion over the composition of the portfolio of the Fund even though the benchmark constituents are generally representative of the Fund's portfolio. The Fund does however not track the benchmark and can invest in instruments that are not constituents of the benchmark. The degree to which the composition of the Fund's portfolio may deviate from the benchmark will vary over time and the Fund's performance may be meaningfully different from that of the benchmark.

The share class can be terminated if the net asset value is below EUR 5 million or if a change in the economic or political situation would justify such liquidation of if necessary in the interests of the shareholders.

Basic information

Strategy	Blend / Asset Allocation
ISIN	LU1438959980
Base currency	EUR
Share class currency	DKK
NAV (As of 31-03-2026)	1592,90
Morningstar category (MS)	EUR Moderate Allocation - Global
AuM share class (DKK mln.)	29.324
AuM subfund (DKK mln.)	29.778
AuM strategy (DKK mln.)	180.187
Benchmark (BM)	BM - Mix Medium
Fund manager	Mads Hesselholt
Fund umbrella	Sparinvest SICAV
Launch share class	16-08-2016
Launch date	09-09-2011
Risk profile	1 2 3 4 5 6 7
Positions	3197
Management fee	0,48 %
SFDR article	Article 8

Additional documents in English relating to this Fund such as KID, Prospectus, Annual and Semi-Annual Reports, Articles of Association and Dealing Guide can be downloaded free of charge from the Sparinvest website: www.sparinvest.lu under the Library section heading. The daily NAV price of the share class is published on the website www.sparinvest.lu.

The summary of investor rights is to be found in the Prospectus (in English). The information related to complaints procedures (in English) is to be found [here](#). The Management Company may decide at any time to terminate its marketing arrangements.

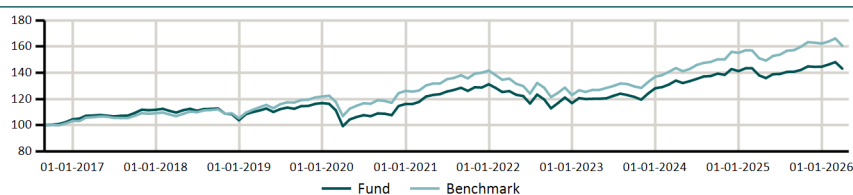
Returns

	Fund	BM
YTD	-1,05%	-1,07%
1 month	-3,37%	-3,39%
3 months	-1,05%	-1,07%
1 year	3,72%	6,31%
3 years p.a.	6,00%	8,16%
5 years p.a.	3,26%	4,26%
Since launch p.a.	3,84%	5,08%

Risk figures - 3 years

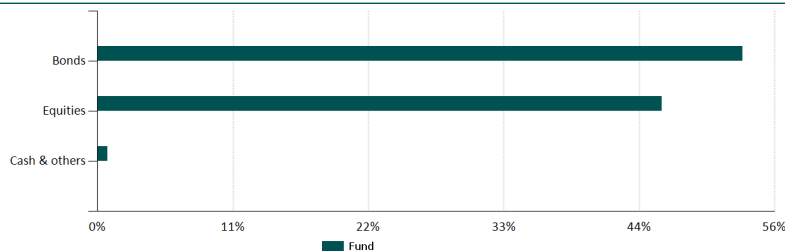
	Fund	BM
Volatility	5,72%	5,69%
Sharpe ratio	0,51	0,87
Tracking error		1,35%
MktUp ratio		88,97
MktDwn ratio		113,60

Accumulating returns

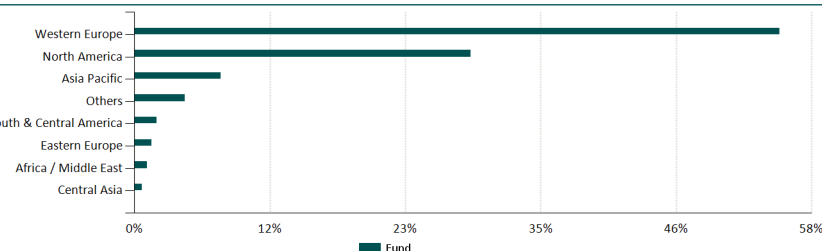


	2017	2018	2019	2020	2021	2022	2023	2024	2025	2026
Fund	6,98%	-7,15%	12,60%	-0,57%	12,94%	-10,96%	9,68%	10,20%	2,42%	-1,05%
Benchmark	5,75%	-3,55%	15,72%	3,55%	12,27%	-13,18%	11,37%	13,33%	4,58%	-1,07%

Asset class exposure



Regional exposure



Top 5 holdings

Company/Issuer	Region	Country	Weight
4.00% Nykredit Realkredit A/S 2056	Western Europe	Denmark	3,71%
0.10% Denmark I/L Government Bond 2030	Western Europe	Denmark	2,66%
4.00% Nykredit Realkredit A/S 2056	Western Europe	Denmark	2,35%
Nvidia Corp	North America	United States	2,08%
Apple Inc	North America	United States	1,51%