

## Sparinvest SICAV - Ethical Global Value GBP R

2026-04-30

## Description

The Fund, by using the value approach for stock selection, aims at providing a positive return over the long term. The Fund invests at least 2/3 of its total net assets in developed markets equity securities and/or equity-equivalent securities (such as ADR/GDR) and up to 1/3 of its total net assets in developed markets convertible securities and/or warrants on transferable securities. The Fund may, to a limited extent, invest in other transferable securities, and/or in liquid assets and/or in regularly traded money market instruments with a residual term of a maximum of 12 months and/or in fixed income transferable securities. The Fund can hold up to 15% in cash. There is no limitation in terms of currency of investments. Environmental and social characteristics as well as good governance of the companies invested into are taken into consideration when making investment decisions. The Fund applies ethical screening of potential companies for investment, which may exclude certain companies or securities from investment. The ethical screening criteria takes into consideration involvement in the production and/or distribution of certain goods or services such as, for example, alcohol, gambling, tobacco, pornography, military equipment, oil, sands and thermal coal, and also to compliance with international norms for human rights, the environment, labour standards and anti-corruption. The Fund promotes environmental and social characteristics, but does not have sustainable investment as an objective. Therefore, the Fund falls under the category of Article 8 SFDR.

The Fund may be appropriate for investors who seek capital appreciation over the long term. Investors must be aware that they might not recover the initial investments. Investors should consider their long-term investment goals and financial needs when making an investment decision. The Fund may not be appropriate for investors who plan to withdraw their money within 5 years.

The Fund is actively managed and references a benchmark for asset allocation, risk measurement and comparative purposes. The Investment Manager has full discretion over the composition of the portfolio of the Fund even though the benchmark constituents are generally representative of the Fund's portfolio. The Fund does however not track the benchmark and can invest in instruments that are not constituents of the benchmark. The degree to which the composition of the Fund's portfolio may deviate from the benchmark will vary over time and the Fund's performance may be meaningfully different from that of the benchmark.

The share class can be terminated if the net asset value is below EUR 5 million or if a change in the economic or political situation would justify such liquidation of if necessary in the interests of the shareholders.

## Basic information

Strategy	Equity / Value
ISIN	LU0362355603
Base currency	EUR
Share class currency	GBP
NAV (As of 30-04-2026)	311,61
Morningstar rating(30-04-2026)	★ ★ ★
Morningstar category (MS)	Global Large-Cap Value Equity
AuM share class (GBP mio.)	0
AuM subfund (GBP mio.)	1.114
AuM strategy (GBP mio.)	7.203
Benchmark (BM)**	MSCI World
Alt. reference benchmark (BM2)***	MSCI World Value
Fund manager	Mark Feasey, David Orr, Per Kronborg Jensen
Fund umbrella	Sparinvest SICAV
Launch share class	30-05-2008
Launch date	30-05-2008
Risk profile	1 2 3 4 5 6 7
Positions	70
Ongoing charge (OGC)*	1,89 %
SFDR article	Article 8

Additional documents in English relating to this Fund such as KID, Prospectus, Annual and Semi-Annual Reports, Articles of Association and Dealing Guide can be downloaded free of charge from the Sparinvest website: [www.sparinvest.lu](http://www.sparinvest.lu) under the Library section heading. The daily NAV price of the share class is published on the website [www.sparinvest.lu](http://www.sparinvest.lu).

The summary of investor rights is to be found in the Prospectus (in English). The information related to complaints procedures (in English) is to be found [here](#). The Management Company may decide at any time to terminate its marketing arrangements.

\*The OGC is calculated annually. The list of costs presented in this document is not exhaustive. The fund may incur other expenses and further information in this respect, including the maximum fees rates, is available in the Prospectus and/or the KID

\*\*The Fund is actively managed and references a benchmark for asset allocation, risk measurement and comparative purposes.

\*\*\*This factsheet also references an alternative benchmark (BM2) in addition to the primary Fund's benchmark, as Sparinvest believes that it is a suitable comparison for performance purposes due to the Fund's investment strategy.

## UK Investor

Prospective investors should consult their financial adviser before making an investment decision. Sparinvest SICAV is authorised and regulated in Luxembourg by the Commission de Surveillance du Secteur Financier (CSSF). It is a recognised collective investment scheme under section 264 of the Financial Services and Markets Act 2000 but is not authorised or otherwise regulated by the Financial Conduct Authority. Sparinvest SICAV, its operator and depositary are authorised and regulated in Luxembourg. As such, it is unlikely that the Financial Ombudsman Service will be able to consider complaints about them. Additionally, investors may not be able to claim under the Financial Services Compensation Scheme in the event of their default. This financial promotion has been approved by Zeyro Ltd (FRN 1001386) on Apr 16, 2026, 2:59:41 PM 30-04-2026

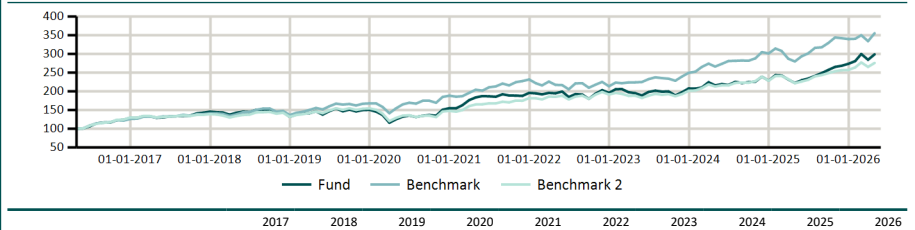
## Returns

	Fund	BM	BM2
YTD	9,27%	4,60%	7,30%
1 month	5,13%	6,35%	3,98%
3 months	6,48%	4,38%	4,56%
1 year	34,50%	26,95%	24,50%
3 years p.a.	15,30%	16,62%	13,54%
5 years p.a.	10,23%	11,71%	10,84%
10 years p.a.	11,56%	13,50%	10,67%
Since launch p.a.	7,99%	10,70%	8,76%

## Risk figures - 3 years

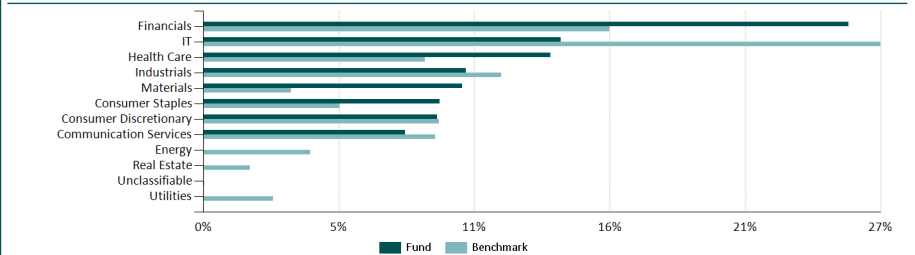
	Fund	BM	BM2
Volatility	11,96%	10,49%	9,83%
Sharpe ratio	0,84	1,07	0,87
Tracking error		7,30%	3,95%
Beta		0,91	1,16
Inf. ratio		-0,16	0,39
MktUp ratio		94,19	113,58
MktDwn ratio		97,13	115,67

## Accumulating returns

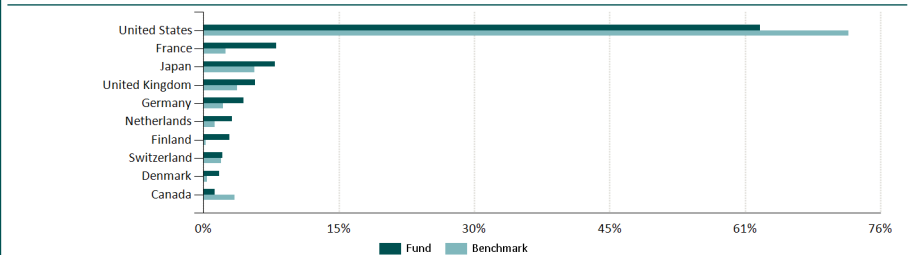


**Past performance does not predict future returns.** The performance is shown net of ongoing charges but does not include subscription/redemption fees. No investor compensation or guarantee scheme applies to an investment in the Fund. Any investment into the Fund could entail the loss of the entire investment.

## Sector exposure



## Country exposure



## Top 10 holdings

Company/Issuer	Sector	Country	Weight
Citigroup Inc	Financials	United States	3,47%
Hewlett Packard Enterprise Co	IT	United States	2,82%
Travelers Cos Inc/The	Financials	United States	2,71%
At&T Inc	Communication Services	United States	2,51%
Ebay Inc	Consumer Discretionary	United States	2,43%
Cvs Health Corp	Health Care	United States	2,37%
Metlife Inc	Financials	United States	2,28%
Regions Financial Corp	Financials	United States	2,26%
Citizens Financial Group Inc	Financials	United States	2,24%
Arcelormittal Sa	Materials	France	2,16%