

Sparinvest SICAV - Responsible Corporate Bonds IG EUR R

2026-03-31

Description

The Fund, by using fundamental analysis for bond selection, aims at providing a positive return over the long term. The Fund invests at least 2/3 of its total net assets in Euro denominated investment grade corporate bonds. The Fund may, to a limited extent, invest in non-rated corporate bonds, contingent convertibles (less than 10% of the total net assets) and/or liquid assets and/or regularly traded money market instruments with a residual term of a maximum of 12 months. The Fund may hold equities and equity-like securities acquired in the context of the restructuring of an issuing company or another corporate event. The Fund may invest in all regions, including up to 30% of its total net assets in emerging markets. There is no limitation in terms of currency of investments. The Fund uses derivatives to protect the portfolio against currency fluctuations. Environmental and social characteristics as well as good governance of the companies invested into are taken into consideration when making investment decisions. The Fund promotes environmental and social characteristics, but does not have sustainable investment as an objective. Therefore, the Fund falls under the category of Article 8 SFDR. More information is available in the prospectus.

The Fund is actively managed and references a benchmark for asset allocation, risk measurement and comparative purposes. The Investment Manager has full discretion over the composition of the portfolio of the Fund even though the benchmark constituents are generally representative of the Fund's portfolio. The Fund does however not track the benchmark and can invest in instruments that are not constituents of the benchmark. The degree to which the composition of the Fund's portfolio may deviate from the benchmark will vary over time and the Fund's performance may be meaningfully different from that of the benchmark.

The share class can be terminated if the net asset value is below EUR 5 million or if a change in the economic or political situation would justify such liquidation of if necessary in the interests of the shareholders.

Basic information

Strategy	Bonds / Value
ISIN	LU0264925727
Base currency	EUR
Share class currency	EUR
NAV (As of 31-03-2026)	157,92
Morningstar rating(31-03-2026)	★★★★
Morningstar category (MS)	EUR Corporate Bond
AuM share class (EUR mln.)	9
AuM subfund (EUR mln.)	81
AuM strategy (EUR mln.)	1.939
Benchmark (BM)	ICE BofAML Euro Corporate Paris-Aligned Index
Fund manager	Rasmus Gutknecht, Thomas Frandsen
Fund umbrella	Sparinvest SICAV
Launch share class	02-11-2006
Launch date	02-11-2006
Strategy start	08-01-2024
Risk profile	1 2 3 4 5 6 7
Positions	282
Management fee	0,68 %
SFDR article	Article 8

Additional documents in English relating to this Fund such as KID, Prospectus, Annual and Semi-Annual Reports, Articles of Association and Dealing Guide can be downloaded free of charge from the Sparinvest website: www.sparinvest.lu under the Library section heading. The daily NAV price of the share class is published on the website www.sparinvest.lu.

The summary of investor rights is to be found in the Prospectus (in English). The information related to complaints procedures (in English) is to be found [here](#). The Management Company may decide at any time to terminate its marketing arrangements.

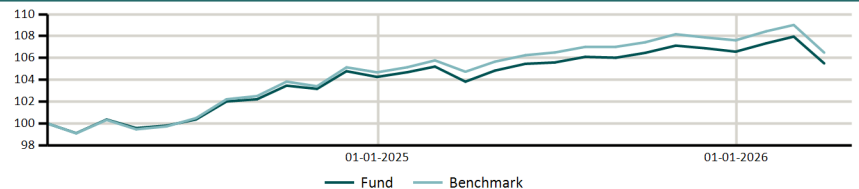
Returns

	Fund	BM
YTD	-1,01%	-1,05%
1 month	-2,27%	-2,32%
3 months	-1,01%	-1,05%
1 year	1,61%	1,67%
Since launch p.a.	2,86%	3,32%

Risk figures - 3 years

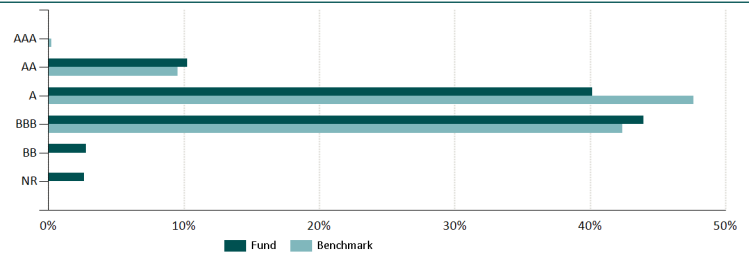
	Fund	BM
Volatility	-	-
Sharpe ratio	-	-
Duration	4,53	-
YTM	3,78%	3,64%
OAS	106	92

Accumulating returns

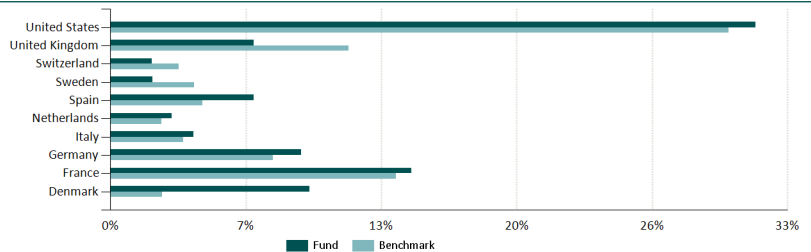


	2017	2018	2019	2020	2021	2022	2023	2024	2025	2026
Fund								5,23%	2,22%	-1,01%
Benchmark								5,72%	2,80%	-1,05%

Rating exposure



Country exposure



Top 10 Issuers

Company/Issuer	Issuer	Country	Weight
1.25% Bpce Sa 2042	BPCE SA	France	1,36%
2.98% Bank Of America Corp 2031	Bank of America Corp	United States	1,15%
3.85% Omnicom Finance Holdings Plc 2034	Omnicom Finance Holdings PLC	United Kingdom	1,05%
3.30% Pepsico Inc 2034	PepsiCo Inc	United States	0,95%
3.15% At&T Inc 2030	AT&T Inc	United States	0,94%
4.25% Verizon Communications Inc 2056	Verizon Communications Inc	United States	0,89%
3.13% Novo Nordisk Finance Netherlands Bv 2029	Novo Nordisk Finance Netherlands BV	Netherlands	0,88%
3.88% Elis Sa 2032	Elis SA	France	0,85%
2.88% Alphabet Inc 2031	Alphabet Inc	United States	0,84%
3.50% Public Storage Operating Co 2034	Public Storage Operating Co	United States	0,80%