

Sparinvest SICAV - European Value EUR R

2026-03-31

Description

The Fund, by using the value approach for the stock selection, aims at providing a positive return over the long term. The Fund invests at least 2/3 of its total net assets in developed European markets equity securities and/or equity-equivalent securities (such as ADR/ GDR) and up to 1/3 of its total net assets in developed European markets convertible securities and/or warrants on transferable securities. Environmental and social characteristics as well as good governance of the companies invested into are taken into consideration when making investment decisions. The Fund promotes environmental and social characteristics, but does not have sustainable investment as an objective. Therefore, the Fund falls under the category of Article 8 SFDR. More information is available in the prospectus.

The Fund is actively managed and references a benchmark for asset allocation, risk measurement and comparative purposes. The Investment Manager has full discretion over the composition of the portfolio of the Fund even though the benchmark constituents are generally representative of the Fund's portfolio. The Fund does however not track the benchmark and can invest in instruments that are not constituents of the benchmark. The degree to which the composition of the Fund's portfolio may deviate from the benchmark will vary over time and the Fund's performance may be meaningfully different from that of the benchmark.

The share class can be terminated if the net asset value is below EUR 5 million or if a change in the economic or political situation would justify such liquidation of if necessary in the interests of the shareholders.

Basic information

Strategy	Equity / Value
ISIN	LU0264920413
Base currency	EUR
Share class currency	EUR
NAV (As of 31-03-2026)	229,83
Morningstar rating(31-03-2026)	★ ★ ★ ★
Morningstar category (MS)	Europe Flex-Cap Equity
AuM share class (EUR mln.)	36
AuM subfund (EUR mln.)	226
AuM strategy (EUR mln.)	7.831
Benchmark (BM)	MSCI Europe
Alt. reference benchmark (BM2)**	MSCI Europe Value
Fund manager	Per Kronborg Jensen
Fund umbrella	Sparinvest SICAV
Launch share class	02-11-2006
Launch date	02-11-2006
Risk profile	1 2 3 4 5 6 7
Positions	52
Management fee	1,41 %
SFDR article	Article 8

Additional documents in English relating to this Fund such as KID, Prospectus, Annual and Semi-Annual Reports, Articles of Association and Dealing Guide can be downloaded free of charge from the Sparinvest website: www.sparinvest.lu under the Library section heading. The daily NAV price of the share class is published on the website www.sparinvest.lu.

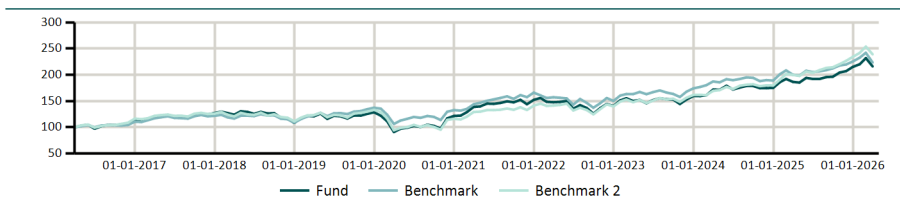
The summary of investor rights is to be found in the Prospectus (in English). The information related to complaints procedures (in English) is to be found [here](#). The Management Company may decide at any time to terminate its marketing arrangements.

**This factsheet also references an alternative benchmark (BM2) in addition to the primary Fund's benchmark, as Sparinvest believes that it is a suitable comparison for performance purposes due to the Fund's investment strategy.

Returns

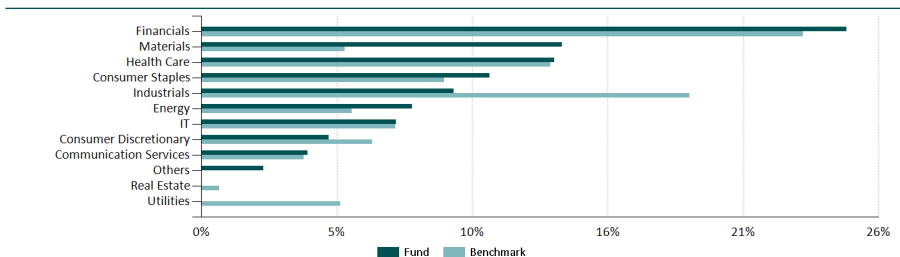
	Returns			Risk figures - 3 years		
	Fund	BM	BM2	Fund	BM	BM2
YTD	0,38%	-0,94%	2,00%	Volatility	11,30%	10,29%
1 month	-6,86%	-7,68%	-5,83%	Sharpe ratio	0,81	0,73
3 months	0,38%	-0,94%	2,00%	Tracking error	4,09%	3,72%
1 year	15,81%	11,67%	19,58%	Beta	1,02	1,08
3 years p.a.	12,93%	11,05%	17,40%	Inf. ratio	0,41	-1,04
5 years p.a.	9,26%	9,23%	13,12%	MktUp ratio	107,23	90,65
10 years p.a.	8,00%	8,37%	9,10%	MktDwn ratio	98,21	120,96
Since launch p.a.	4,38%	5,28%	4,26%			

Accumulating returns

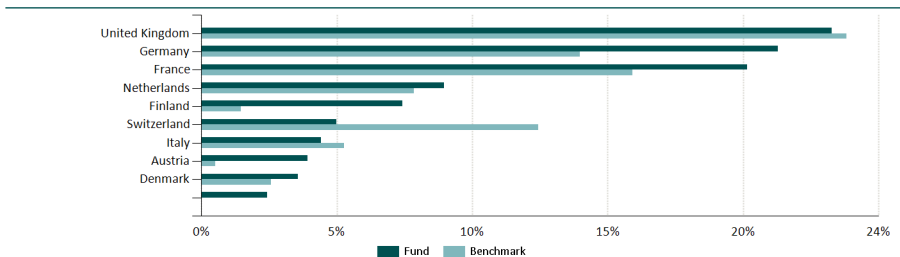


	2017	2018	2019	2020	2021	2022	2023	2024	2025	2026
Fund	12,89%	-14,83%	18,62%	-5,42%	25,24%	-7,66%	13,42%	9,82%	22,95%	0,38%
Benchmark	10,24%	-10,57%	26,05%	-3,32%	25,13%	-9,49%	15,83%	8,59%	19,39%	-0,94%
Benchmark 2	8,26%	-11,64%	19,56%	-12,91%	21,82%	-1,08%	15,60%	11,18%	30,52%	2,00%

Sector exposure



Country exposure



Top 10 holdings

Company/Issuer	Sector	Country	Weight
Eni Spa	Energy	Italy	3,46%
Danske Bank A/S	Financials	Denmark	3,38%
Hsbc Holdings Plc	Financials	United Kingdom	3,31%
Nokia Oyj	IT	Finland	3,31%
Axa Sa	Financials	France	3,19%
Ing Groep Nv	Financials	Netherlands	3,12%
Basf Se	Materials	Germany	3,10%
Gsk Plc	Health Care	United Kingdom	3,06%
Arcelormittal Sa	Materials	France	2,99%
Fresenius Se & Co Kga	Health Care	Germany	2,93%